


Steps for Paying your IASSC Invoice with a Credit Card.

Step 1: Select Add to Cart...

Certification Exam Vouchers Accreditation Fees Replacement Certificates **Pay My Invoice**

You are here: IASSC Processing Center > Pay My Invoice

Sort By: Price: Low to High 10 per page Page 1 of 1








Pay My Invoice
Select **"Add to Cart"** to pay your invoice with a Credit Card.
[add to cart](#)

To pay your IASSC invoice with a credit card select the "Add to Cart" button above. You'll be redirected to the cart and at that time you can enter the amount of your invoice and proceed thru the short payment process. [more info](#)

enter your email

Copyright © 2014 IASSC. All Rights Reserved.
Shopping Cart Powered by Volusion.



COMPANY INFO	MY ACCOUNT	SITE MAPS	CUSTOMER SERVICE
About Us	Login/Register	IASSC Home	Help & Support
Contact Us	Shopping Cart	Product Index	Shipping & Deliveries
Privacy Policy	Order Status	Category Index	Refunds & Exchanges
		Processing Center Home	

Steps for Paying your IASSC Invoice with a Credit Card.

Step 2: Enter the amount of your invoice in the box titled “Each” and then select the update button. This will change the “Total” to the amount that you entered. Next Proceed to Check or login & checkout at the bottom of the page.

The screenshot shows the 'Pay My Invoice' page in a shopping cart. The cart contains one item: 'Pay My Invoice' with a quantity of 1 and a total of \$0.00. The 'EACH' column is highlighted with a red dashed box, and a callout bubble says 'One, Enter the amount you are going to pay.' Below the cart, there is a coupon code field and an 'UPDATE' button, also highlighted with a red dashed box, with a callout bubble saying 'Two, Select the Update Button which changes the “Total” column to the amount you are going to pay.' The total amount shown is \$0.00. Below the cart, there are sections for 'Returning Customers' and 'New Customers'. The 'Returning Customers' section has a 'login & checkout' button, and the 'New Customers' section has a 'proceed to checkout' button. A callout bubble says 'Three, Proceed through checkout.' The footer contains a newsletter sign-up, a 'volusion SECURE SITE' logo, and various links for company info, my account, site maps, and customer service.

Certification Exam Vouchers Accreditation Fees Replacement Certificates Pay My Invoice

[shop for more items](#)

Your Cart

ITEM	DESCRIPTION	EACH	QTY	TOTAL
	Pay My Invoice	0.00	1	\$0.00

Click [X](#) to remove an item from your cart Empty My Entire Cart

Coupon code? Enter [Edit](#)

Total: **\$0.00**

Returning Customers
Please Sign In to Checkout

Email Address

Password

[Forgot your password?](#)

[login & checkout](#)

New Customers
Click Proceed to Checkout to complete your order now.

OR
On the next page you will be able to create a personal account or checkout anonymously.

[proceed to checkout](#)

enter your email

Copyright © 2014 IASSC. All Rights Reserved.
Shopping Cart Powered by Volusion.

SSL volusion SECURE SITE

COMPANY INFO
About Us
Contact Us
Privacy Policy

MY ACCOUNT
Login/Register
Shopping Cart
Order Status

SITE MAPS
IASSC Home
Product Index
Category Index
Processing Center Home

CUSTOMER SERVICE
Help & Support
Shipping & Deliveries
Refunds & Exchanges